


The versatile ultrasound machine for small and large animal scanning

STANDARD
2
YEAR WARRANTY

Technology Driven
2-Year Warranty



L60RL



Applications

FarmScan® L60RL

Visit www.bmv.cc for more information
facebook.com/bmvtechnology | twitter.com/bmvtechnology



Maximum comfort while you work

- Light weight, only 0.6kg;
- 5.8 inch WVGA LCD and excellent imaging quality and ergonomic design;
- Versatile and easy use for all veterinary applications on bovine, equine, swine, etc;
- Li-ion battery with 3 operating hours;
- Images and videos export via USB 2.0 with 450 frame cine loop inside;
- Software & Report for reproductive system, and measurement for distance, area, circumference, volume, angel, heart rate, etc.

Superior Imaging Quality



Accessories – professional your FarmScan® L60



Display switching option with I-Scan® video glasses, eases your job and gets you focused (optional)

I.F.R™ introducer engineered to lessen fatigue and stress by allowing arm-free scanning, use in a variety of reproductive diagnostic procedures. (optional, compatible with the Rectal Convex and Rectal Linear transducers)



Specification

Battery life	Lithium Ion 4~4.5 hours continuous use	USB 2.0	For connection to PC & Printer, download images to PC
Viewing options	I-Scan® Video goggles	Video	Composite Video (PAL&NTSC)
Frequency	2.0Mhz to 10.0 MHz	Size	250mm x 120mm x 40mm
Digital channels	16	Weight	Only 0.6 Kg with battery
Cine-Loop	420	Temperature range	-10 °C to 40 °C / 14 °F to 104 °F *
Display	5.8 inches Color Transflective TFT	Manufacturer	BMV Technology Co., Ltd

BMV Technology Co., Ltd

4/F, BMV of Yinjin Building, Block 71,
Baoan Centre District, Shenzhen 518010, China
TEL/FAX:(0086)755-26564580
Web: www.bmv.cc Email: export@bmv.cc



Shaping discovery.
Improving life.

Specifications subject change without notice
EN-CA-V1.0

The versatile ultrasound machine for large animal scanning

STANDARD
2
YEAR WARRANTY


Technology Driven
2-Year Warranty



L60RC

Patent design, hot

L60 Curve Rectal probe brings you a wide field of view and critical depth, in turn, which makes you be more confident on accurate bovine pregnancy diagnosis between 30 days and foetus drops over the pelvic brim (so up to about 120 days).



Applications

FarmScan® L60RC

Visit www.bmv.cc for more information
facebook.com/bmvtechnology | twitter.com/bmvtechnology



BMV
TECHNOLOGY

Why choose the L60 Curve

- Only weight 0.6 kg
- Excellent imaging quality and ergonomic design
- Support Introducers and I-Scan® Video Goggle
- 5.8 inch LCD monitor, wide viewing angle, LCD monitor can turn off when use I-Scan® Video Goggle
- 3 hours Li-ion battery for operating
- Support USB for ultrasound workstation to transfer images and video to your computer, 410-frame cine loop
- Support leather protector, designed to be resistant to extremely harsh farm conditions
- Software & Report for reproductive system, and measurement for distance, area, circumference, volume, angle, heart rate, etc.

Superior Imaging Quality



Accessories – professional your FarmScan® L60



Display switching option with I-Scan® video glasses, eases your job and gets you focused (optional)

I.F.R™ introducer engineered to lessen fatigue and stress by allowing arm-free scanning, use in a variety of reproductive diagnostic procedures. (optional, compatible with the Rectal Convex and Rectal Linear transducers)



BMV Technology Co., Ltd

4/F, BMV of Yinjin Building, Block 71,
Baoan Centre District, Shenzhen 518010, China
TEL/FAX:(0086)755-26564580
Web: www.bmv.cc Email: export@bmv.cc

BMV
TECHNOLOGY

*Shaping discovery.
Improving life.*

Specifications subject change without notice
EN-CA-V1.0

A high-end ultrasound system
particularly good for Pig-Sheep-Goat
fertility and reproduction work.

STANDARD
2
YEAR WARRANTY

Technology Driven
2-Year Warranty

L60RC



PORCINE

- Pregnancy control to save money and feed cost.
- Roughly estimation: US\$2000 feed cost can be saved for every 100 sows.
- Which means our scanner will pay for itself in less than half year, even if you have only 100 sows.

OVINE/CAPRINE

- Pregnancy diagnosis
- Fetal Counting
- Fetal Age
- Fetal viability
- Fetal gender
- Ovarian structures
- Evaluate stage of cycle



Applications

FarmScan® L60 Convex

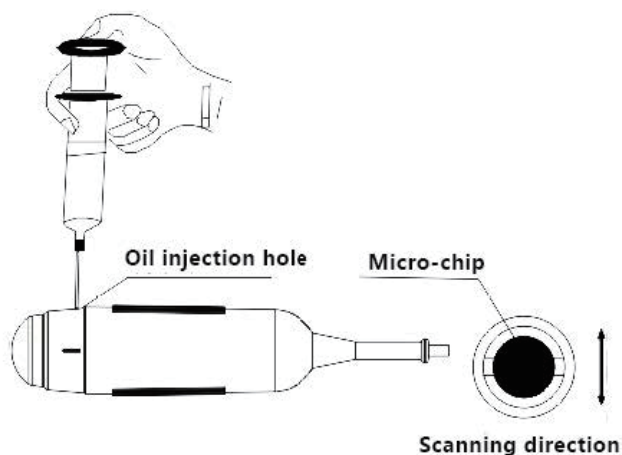
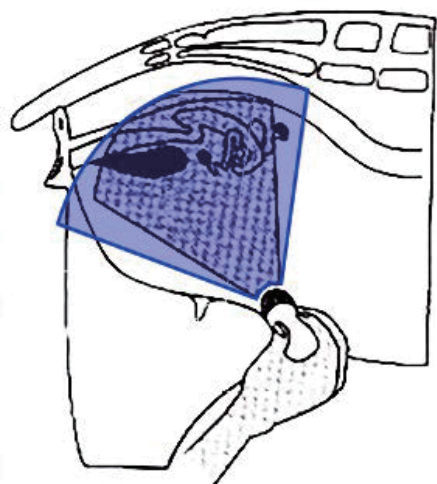
Visit www.bmv.cc for more information
facebook.com/bmvtechnology | twitter.com/bmvtechnology



Why choose the L60 Convex?

High-End Customers Always Say "NO" to the ultrasound Systems with Mechanical Sector Probes, and Prefer to the Electronic Probes which has:

- Superior Imaging Quality with 96 elements
- More Wider Scan Angle
- Longer Life-time
- No need to do oil-injecting all the time
- No possibility of the air-bubbles which affect image quality in Some Mechanical Probes
- More comfortable for animals without motor-motion



I-Scan® is ideal for BMV ultrasound machines. Every veterinarian deserve to own this. You can see the image in bright sunlight or dark situations when I-Scan® is worn on your head and allows you to see the ultrasound image in front of your eyes.



The sure needs by Pig/Sheep/Goat industry:

Features	Pig-Sheep-Goat-SCAN L60 Convex	Other Sector probe ultrasound systems
Scanning Mode	Electronic Probes	Mechanical Sector Probe
Digital Channel	32	-
Crystal Elements	96	One single element
Scan Angle	160 degrees	90 degrees
Video Goggles	Yes	No

BMV Technology Co., Ltd

4/F, BMV of Yinjin Building, Block 71,
Baoan Centre District, Shenzhen 518010, China
TEL/FAX:(0086)755-26564580
Web: www.bmv.cc Email: export@bmv.cc



*Shaping discovery.
Improving life.*

Specifications subject change without notice
EN-CA-V1.0